



**PURE**<sup>™</sup>  
FINE FABRIC · FINE LIVING

**ap røyale**  
furnishing by **ap** asianpaints

**STRIBER**

**ap** asianpaints



# GUIDE TO USING THIS E-CATALOGUE

This Ecatalogue has built in links which when clicked will take to you relevant sections for easy accessibility.

Click on these sections to take you to its Fabric Swatch page for a detailed view.

Click on the button below to go back to its layers page

Specification	
Design	: PALLIO
Shade	: ANGEL FALLS
Width	: 139 cm
Composition	: 25% COTTON, 25% LINEN, 25% POLYESTER, 25% VISCOSE
Repeat	: H- 1.4 cm x W- 2 cm
GSM	: 370
Martindale	: 90000 rubs
Wash Care	: HAND WASH AT 30°C, IRONING- 2 DOTS, DRY- HANG DRY, DON'T TUMBLE DRY, DON'T BLEACH

This fabric is also available in Essentials Six collection in 62 shades

Colour Way

« Back to Layer



This Ecatalogue is best viewed at maximum brightness.

If you are viewing this on Android Phone please download the following App to experience the interactivity in this e-catalogue:

**Adobe Acrobat Reader: PDF Viewer, Editor & Creator**

# GUIDE TO USING THIS E-CATALOGUE

Photo section pages also have built in links.



Click on fabrics seen in the Photo to take you to its Fabric Swatch page for a detailed view.

**MADISON RACINE 107429**

Specification		Colour Way	
Design	: MADISON		
Shade	: Racine		
Width	: 138 cm		
Composition	: 50% COTTON, 50% LINEN		
Repeat	: H- Stripe x W- 23 cm		
GSM	: 220		
Martindale	: 12000 rubs		
Wash Care	: IRON 2 DOTS, DRY- HANG DRY, DON'T TUMBLE DRY, DON'T BLEACH		

45

[«« Back to Photo](#) [«« Back to Layer](#)

Click on the button to go back to image

## DISCLAIMER

Viewers of this e-catalogue are requested to refer to our **physical catalogs available at select stores** for more accurate representation of the end fabric, since there may be colour variation **due to different capabilities** of various display devices. We try to edit our images to show the samples as life-like as possible, but please note that the actual color of the physical fabric may vary from **what is seen** on your device.






# STRIBER

Striber is a refined collection of reimagined classic stripes in a wide range of rhythms in varying widths. Densely woven on dobby to create a smart contemporary look in a matte cotton linen finish, it emanates a delightful and relaxed touch. This collection is a collaboration of light and heavyweight fabrics suitable for drapes and accessories as well as upholstery. Seamlessly blending and complimenting all kinds of plains and patterns, it works well in virtually any space. Available in an array of fresh and sophisticated hues to suit all tastes.



# TABLE OF CONTENTS



## Layers

Pg 7



## Fabric Swatches

Pg 23



## Technical Report




Pg 63










# STRIBER

PALLIO | ANGEL FALLS | TEXTURED PLAIN | 102149 |   

MADISON | BAY CREEK | SHADOW STRIPES | 107427 |   

TYRELL | AIR FORCE | HALO STRIPES | 108425 |   



BANDE | SALVIA | MULTITRACK STRIPES | 620 |   


*Click on fabric to view details*

◀ INDEX






# STRIBER

PALLIO | SKYLIGHT | TEXTURED PLAIN | 102147 |   

NAVIO | SKYLIGHT | BOLD HERRINGBONE STRIPE | 102618 |  



TYRELL | FERN | HALO STRIPES | 108408 |   




NIWA | SORA | BAR STRIPES | 108140 |   



# STRIBER




PALLIO | ECRU | TEXTURED PLAIN | 102102 |   

NAVIO | HIGH RISE | BOLD HERRINGBONE STRIPE | 102608 |  

MADISON | KABINA | SHADOW STRIPES | 107430 |   



# STRIBER

TYRELL | PARMESAN | HALO STRIPES | 108419 |   

RIESLE | MINERAL | SATIN STRIPES | 109008 |   










# STRIBER

PALLIO | PAPYRUS | TEXTURED PLAIN | 102107 |   

NAVIO | SAFARI | BOLD HERRINGBONE STRIPE | 102603 |  

MADISON | Cabana | SHADOW STRIPES | 107428 |   

REGIMENTAL STRIPE | CHALK | VARIEGATED STRIPES | 103646 |   

NIWA | SPICE | BAR STRIPES | 108030 |   












# STRIBER

PALLIO | FRAGRANT LILAC | TEXTURED PLAIN | 102123 |   

NAVIO | TWILIGHT MAUVE | BOLD HERRINGBONE STRIPE | 102613 |  



TYRELL | CAMEO | HALO STRIPES | 108403 |   

MADISON | RACINE | SHADOW STRIPES | 107429 |   



# STRIBER

PALLIO | ENDIVE | TEXTURED PLAIN | 102140 |   

NAVIO | PAMPAS | BOLD HERRINGBONE STRIPE | 102623 |  

TYRELL | CORN | HALO STRIPES | 108414 |   


MADISON | PABOS | SHADOW STRIPES | 107431 |   










# STRIBER

PALLIO | CANYON ROSE | TEXTURED PLAIN | 102135 |   

MADISON | ACADIA | SHADOW STRIPES | 107432 |   

RIESLE | RUST | SATIN STRIPES | 109022 |   

REGIMENTAL STRIPE | CARMINE | VARIEGATED STRIPES | 103739 |   











# STRIBER

PALLIO | SAP GREEN | TEXTURED PLAIN | 102141 |   

RIESLE | MULBERRY | SATIN STRIPES | 109034 |   

BANDE | CHASSEUR | MULTITRACK STRIPES | 609 |   












# STRIBER




PALLIO | BLUEWASH | TEXTURED PLAIN | 102148 |   




CURA | STASHIO | MULTICOLOUR STRIPES | 108532 |   



RIESLE | TUSCAN BLUE | SATIN STRIPES | 109020 |   



# STRIBER

PALLIO | DEEP LAGOON | TEXTURED PLAIN | 102154 |   

RIESLE | LAGOON | SATIN STRIPES | 109003 |   

REGIMENTAL STRIPE | LAKE | VARIEGATED STRIPES | 103543 |   





## PALLIO ANGEL FALLS 102149

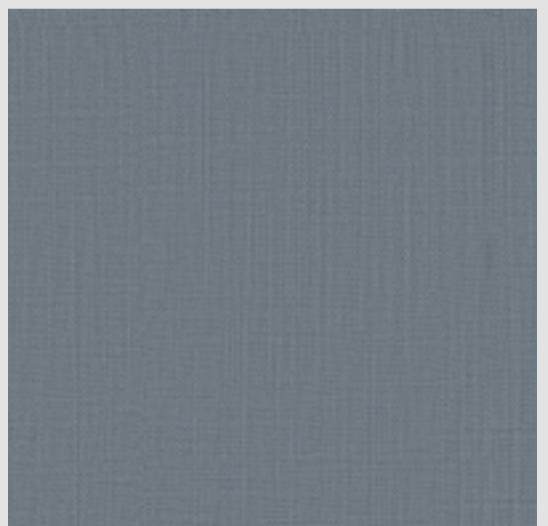
### Specification

Design : PALLIO  
Shade : ANGEL FALLS  
Width : 139 cm  
Composition : 25% COTTON, 25% LINEN,  
25% POLYESTER, 25% VISCOSE  
Repeat : H- 1.4 cm x W- 2 cm  
GSM : 370  
Martindale : 90000 rubs  
Wash Care : HAND WASH AT 30°C,  
IRONING- 2 DOTS,  
DRY- HANG DRY,  
DON'T TUMBLE DRY,  
DON'T BLEACH



This fabric is also available in  
Essentials Six collection in 62 shades

### Colour Way



◀◀ Back to Photo

◀◀ Back to Layer





## MADISON BAY CREEK 107427

### Specification

Design : MADISON  
Shade : Bay Creek  
Width : 138 cm  
Composition : 50% COTTON, 50% LINEN  
Repeat : H- Stripe x W- 23 cm  
GSM : 220  
Martindale : 12000 rubs  
Wash Care : IRON 2 DOTS,  
DRY- HANG DRY,  
DON'T TUMBLE DRY,  
DON'T BLEACH



### Colour Way



◀ Back to Photo 1

2

◀ Back to Layer






## TYRELL AIR FORCE 108425

### Specification

Design : TYRELL  
Shade : AIR FORCE  
Width : 137 cm  
Composition : 50% COTTON, 50% LINEN  
Repeat : H- Stripe x W- 7.8 cm  
GSM : 220  
Martindale : 12000 rubs  
Wash Care : IRON 2 DOTS,  
DRY- HANG DRY,  
DON'T TUMBLE DRY,  
DON'T BLEACH




### Colour Way



◀◀ Back to Photo

◀◀ Back to Layer






## BANDE SALVIA 620

### Specification

Design : BANDE  
Shade : SALVIA  
Width : 138 cm  
Composition : 70% VISCOSE, 30% LINEN  
Repeat : H- Stripe x W- 23 cm  
GSM : 430  
Martindale : 30000 rubs  
Wash Care : DRY CLEAN




### Colour Way



◀◀ Back to Photo

◀◀ Back to Layer





## PALLIO SKYLIGHT 102147

### Specification

Design : PALLIO  
Shade : SKYLIGHT  
Width : 139 cm  
Composition : 25% COTTON, 25% LINEN,  
25% POLYESTER, 25% VISCOSE  
Repeat : H- 1.4 cm x W- 2 cm  
GSM : 370  
Martindale : 90000 rubs  
Wash Care : HAND WASH AT 30°C,  
IRONING- 2 DOTS,  
DRY- HANG DRY,  
DON'T TUMBLE DRY,  
DON'T BLEACH



This fabric is also available in  
Essentials Six collection in 62 shades

### Colour Way



◀◀ Back to Layer





## NAVIO SKYLIGHT 102618

### Specification

Design : NAVIO  
Shade : SKYLIGHT  
Width : 139 cm  
Composition : 56% COTTON, 31% VISCOSE,  
13% LINEN  
Repeat : H- Stripe x W- 17.8 cm  
GSM : 392  
Martindale : 20000 rubs  
Wash Care : IRON 2 DOTS



### Colour Way



◀◀ Back to Layer







## TYRELL FERN 108408

### Specification

Design : TYRELL  
Shade : FERN  
Width : 137 cm  
Composition : 50% COTTON, 50% LINEN  
Repeat : H- Stripe x W- 7.8 cm  
GSM : 220  
Martindale : 12000 rubs  
Wash Care : IRON 2 DOTS,  
DRY- HANG DRY,  
DON'T TUMBLE DRY,  
DON'T BLEACH



### Colour Way



◀◀ Back to Layer






## NIWA SORA 108140

### Specification

Design : NIWA  
Shade : SORA  
Width : 140 cm  
Composition : 49% JUTE, 36% VISCOSE,  
15% LINEN  
Repeat : H- Stripe x W- 5.5 cm  
GSM : 490  
Martindale : 18000 rubs  
Wash Care : DON'T TUMBLE DRY,  
DON'T BLEACH,  
IRON UPTO 1 DOTS



### Colour Way



◀◀ Back to Layer





## PALLIO ECRU 102102


### Specification

Design : PALLIO  
Shade : ECRU  
Width : 139 cm  
Composition : 25% COTTON, 25% LINEN,  
25% POLYESTER, 25% VISCOSE  
Repeat : H- 1.4 cm x W- 2 cm  
GSM : 370  
Martindale : 90000 rubs  
Wash Care : HAND WASH AT 30°C,  
IRONING- 2 DOTS,  
DRY- HANG DRY,  
DON'T TUMBLE DRY,  
DON'T BLEACH



This fabric is also available in  
Essentials Six collection in 62 shades

### Colour Way



◀◀ Back to Layer






## NAVIO HIGH RISE 102608

### Specification

Design : NAVIO  
 Shade : HIGH RISE  
 Width : 139 cm  
 Composition : 56% COTTON, 31% VISCOSE,  
 13% LINEN  
 Repeat : H- Stripe x W- 17.8 cm  
 GSM : 392  
 Martindale : 20000 rubs  
 Wash Care : IRON 2 DOTS



### Colour Way



◀◀ Back to Layer





## MADISON KABINA 107430

### Specification

Design : MADISON  
Shade : Kabina  
Width : 138 cm  
Composition : 50% COTTON, 50% LINEN  
Repeat : H- Stripe x W- 23 cm  
GSM : 220  
Martindale : 12000 rubs  
Wash Care : IRON 2 DOTS,  
DRY- HANG DRY,  
DON'T TUMBLE DRY,  
DON'T BLEACH



### Colour Way



◀◀ Back to Layer







## TYRELL PARMESAN 108419

### Specification

Design : TYRELL  
Shade : PARMESAN  
Width : 137 cm  
Composition : 50% COTTON, 50% LINEN  
Repeat : H- Stripe x W- 7.8 cm  
GSM : 220  
Martindale : 12000 rubs  
Wash Care : IRON 2 DOTS,  
DRY- HANG DRY,  
DON'T TUMBLE DRY,  
DON'T BLEACH



### Colour Way



◀◀ Back to Layer





## RIESLE MINERAL 109008

### Specification

Design : RIESLE  
 Shade : MINERAL  
 Width : 140 cm  
 Composition : 90% COTTON, 10% POLYESTER  
 Repeat : H- Stripe x W- 35 cm  
 GSM : 232  
 Martindale : 13000 rubs  
 Wash Care : DON'T BLEACH,  
 DON'T TUMBLE,  
 HANG DRY,  
 IRON UPTO 2 DOTS



### Colour Way



◀◀ Back to Layer





## PALLIO PAPYRUS 102107


### Specification

Design : PALLIO  
Shade : PAPYRUS  
Width : 139 cm  
Composition : 25% COTTON, 25% LINEN,  
25% POLYESTER, 25% VISCOSE  
Repeat : H- 1.4 cm x W- 2 cm  
GSM : 370  
Martindale : 90000 rubs  
Wash Care : HAND WASH AT 30°C,  
IRONING- 2 DOTS,  
DRY- HANG DRY,  
DON'T TUMBLE DRY,  
DON'T BLEACH



This fabric is also available in  
Essentials Six collection in 62 shades

### Colour Way



◀◀ Back to Layer





## NAVIO SAFARI 102603

### Specification

Design : NAVIO  
Shade : SAFARI  
Width : 139 cm  
Composition : 56% COTTON, 31% VISCOSE,  
13% LINEN  
Repeat : H- Stripe x W- 17.8 cm  
GSM : 392  
Martindale : 20000 rubs  
Wash Care : IRON 2 DOTS



### Colour Way



◀◀ Back to Layer






## MADISON CABANA 107428

### Specification

Design : MADISON  
Shade : Cabana  
Width : 138 cm  
Composition : 50% COTTON, 50% LINEN  
Repeat : H- Stripe x W- 23 cm  
GSM : 220  
Martindale : 12000 rubs  
Wash Care : IRON 2 DOTS,  
DRY- HANG DRY,  
DON'T TUMBLE DRY,  
DON'T BLEACH



### Colour Way



◀◀ Back to Layer






## REGIMENTAL STRIPE CHALK 103646

### Specification

Design : REGIMENTAL STRIPE  
 Shade : CHALK  
 Width : 140 cm  
 Composition : 95% COTTON, 5% POLYESTER  
 Repeat : H- Stripe x W- 17.5 cm  
 GSM : 510  
 Martindale : 25000 rubs  
 Wash Care : DON'T WASH,  
 DON'T TUMBLE DRY,  
 DON'T BLEACH,  
 IRON UPTO 1 DOT



### Colour Way



◀◀ Back to Layer





## NIWA SPICE 108030

### Specification

Design : NIWA  
Shade : SPICE  
Width : 140 cm  
Composition : 49% JUTE, 36% VISCOSE,  
15% LINEN  
Repeat : H- Stripe x W- 5.5 cm  
GSM : 490  
Martindale : 18000 rubs  
Wash Care : DON'T TUMBLE, DON'T  
BLEACH, IRON UPTO 1 DOTS,  
CAN DRY CLEAN



### Colour Way



◀◀ Back to Layer





## PALLIO FRAGRANT LILAC 102123


### Specification

Design : PALLIO  
Shade : FRAGRANT LILAC  
Width : 139 cm  
Composition : 25% COTTON, 25% LINEN,  
25% POLYESTER, 25% VISCOSE  
Repeat : H- 1.4 cm x W- 2 cm  
GSM : 370  
Martindale : 90000 rubs  
Wash Care : HAND WASH AT 30°C,  
IRONING- 2 DOTS,  
DRY- HANG DRY,  
DON'T TUMBLE DRY,  
DON'T BLEACH



This fabric is also available in  
Essentials Six collection in 62 shades

### Colour Way



◀◀ Back to Layer





## NAVIO TWILIGHT MAUVE 102613

### Specification

Design : NAVIO  
 Shade : TWILIGHT MAUVE  
 Width : 139 cm  
 Composition : 56% COTTON, 31% VISCOSE,  
 13% LINEN  
 Repeat : H- Stripe x W- 17.8 cm  
 GSM : 392  
 Martindale : 20000 rubs  
 Wash Care : IRON 2 DOTS



### Colour Way



◀◀ Back to Photo

◀◀ Back to Layer







## TYRELL CAMEO 108403

### Specification

Design : TYRELL  
Shade : CAMEO  
Width : 137 cm  
Composition : 50% COTTON, 50% LINEN  
Repeat : H- Stripe x W- 7.8 cm  
GSM : 220  
Martindale : 12000 rubs  
Wash Care : IRON 2 DOTS,  
DRY- HANG DRY,  
DON'T TUMBLE DRY,  
DON'T BLEACH



### Colour Way



◀◀ Back to Photo

◀◀ Back to Layer





## MADISON RACINE 107429

### Specification

Design : MADISON  
Shade : Racine  
Width : 138 cm  
Composition : 50% COTTON, 50% LINEN  
Repeat : H- Stripe x W- 23 cm  
GSM : 220  
Martindale : 12000 rubs  
Wash Care : IRON 2 DOTS,  
DRY- HANG DRY,  
DON'T TUMBLE DRY,  
DON'T BLEACH



### Colour Way



◀◀ Back to Photo

◀◀ Back to Layer





## PALLIO ENDIVE 102140


### Specification

Design : PALLIO  
Shade : ENDIVE  
Width : 139 cm  
Composition : 25% COTTON, 25% LINEN,  
25% POLYESTER, 25% VISCOSE  
Repeat : H- 1.4 cm x W- 2 cm  
GSM : 370  
Martindale : 90000 rubs  
Wash Care : HAND WASH AT 30°C,  
IRONING- 2 DOTS,  
DRY- HANG DRY,  
DON'T TUMBLE DRY,  
DON'T BLEACH



This fabric is also available in  
Essentials Six collection in 62 shades

### Colour Way



◀◀ Back to Layer





## NAVIO PAMPAS 102623

### Specification

Design : NAVIO  
Shade : PAMPAS  
Width : 139 cm  
Composition : 56% COTTON, 31% VISCOSE,  
13% LINEN  
Repeat : H- Stripe x W- 17.8 cm  
GSM : 392  
Martindale : 20000 rubs  
Wash Care : IRON 2 DOTS



### Colour Way



◀◀ Back to Layer






## TYRELL CORN 108414

### Specification

Design : TYRELL  
Shade : CORN  
Width : 137 cm  
Composition : 50% COTTON, 50% LINEN  
Repeat : H- Stripe x W- 7.8 cm  
GSM : 220  
Martindale : 12000 rubs  
Wash Care : IRON 2 DOTS,  
DRY- HANG DRY,  
DON'T TUMBLE DRY,  
DON'T BLEACH



### Colour Way



◀◀ Back to Layer






## MADISON PABOS 107431

### Specification

Design : MADISON  
Shade : Pabos  
Width : 138 cm  
Composition : 50% COTTON, 50% LINEN  
Repeat : H- Stripe x W- 23 cm  
GSM : 220  
Martindale : 12000 rubs  
Wash Care : IRON 2 DOTS,  
DRY- HANG DRY,  
DON'T TUMBLE DRY,  
DON'T BLEACH



### Colour Way



◀◀ Back to Layer





## PALLIO CANYON ROSE 102135

### Specification

Design : PALLIO  
Shade : CANYON ROSE  
Width : 139 cm  
Composition : 25% COTTON, 25% LINEN,  
25% POLYESTER, 25% VISCOSE  
Repeat : H- 1.4 cm x W- 2 cm  
GSM : 370  
Martindale : 90000 rubs  
Wash Care : HAND WASH AT 30°C,  
IRONING- 2 DOTS,  
DRY- HANG DRY,  
DON'T TUMBLE DRY,  
DON'T BLEACH



This fabric is also available in  
Essentials Six collection in 62 shades

### Colour Way



◀◀ Back to Photo 1

2

◀◀ Back to Layer





## MADISON ACADIA 107432

### Specification

Design : MADISON  
Shade : Acadia  
Width : 138 cm  
Composition : 50% COTTON, 50% LINEN  
Repeat : H- Stripe x W- 23 cm  
GSM : 220  
Martindale : 12000 rubs  
Wash Care : IRON 2 DOTS,  
DRY- HANG DRY,  
DON'T TUMBLE DRY,  
DON'T BLEACH



### Colour Way



◀◀ Back to Photo

◀◀ Back to Layer





## RIESLE RUST 109022

### Specification

Design : RIESLE  
 Shade : RUST  
 Width : 140 cm  
 Composition : 90% COTTON, 10% POLYESTER  
 Repeat : H- Stripe x W- 35 cm  
 GSM : 232  
 Martindale : 13000 rubs  
 Wash Care : DON'T BLEACH,  
 DON'T TUMBLE,  
 HANG DRY,  
 IRON UPTO 2 DOTS



### Colour Way



◀◀ Back to Photo

◀◀ Back to Layer






## REGIMENTAL STRIPE CARMINE 103739

### Specification

Design : REGIMENTAL STRIPE  
 Shade : CARMINE  
 Width : 140 cm  
 Composition : 95% COTTON, 5% POLYESTER  
 Repeat : H- Stripe x W- 17.5 cm  
 GSM : 510  
 Martindale : 25000 rubs  
 Wash Care : DON'T WASH,  
 DON'T TUMBLE DRY,  
 DON'T BLEACH,  
 IRON UPTO 1 DOT



### Colour Way



◀◀ Back to Photo

◀◀ Back to Layer





## PALLIO SAP GREEN 102141


### Specification

Design : PALLIO  
Shade : SAP GREEN  
Width : 139 cm  
Composition : 25% COTTON, 25% LINEN,  
25% POLYESTER, 25% VISCOSE  
Repeat : H- 1.4 cm x W- 2 cm  
GSM : 370  
Martindale : 90000 rubs  
Wash Care : HAND WASH AT 30°C,  
IRONING- 2 DOTS,  
DRY- HANG DRY,  
DON'T TUMBLE DRY,  
DON'T BLEACH



This fabric is also available in  
Essentials Six collection in 62 shades

### Colour Way



◀◀ Back to Layer





## RIESLE MULBERRY 109034

### Specification

Design : RIESLE  
 Shade : MULBERRY  
 Width : 140 cm  
 Composition : 90% COTTON, 10% POLYESTER  
 Repeat : H- Stripe x W- 35 cm  
 GSM : 232  
 Martindale : 13000 rubs  
 Wash Care : DON'T BLEACH,  
 DON'T TUMBLE,  
 HANG DRY,  
 IRON UPTO 2 DOTS



### Colour Way



◀◀ Back to Layer






## BANDE CHASSEUR 609

### Specification

Design : BANDE  
Shade : CHASSEUR  
Width : 138 cm  
Composition : 70% VISCOSE, 30% LINEN  
Repeat : H- Stripe x W- 23 cm  
GSM : 430  
Martindale : 30000 rubs  
Wash Care : DRY CLEAN



### Colour Way



◀ Back to Layer





## PALLIO BLUEWASH 102148


### Specification

Design : PALLIO  
Shade : BLUEWASH  
Width : 139 cm  
Composition : 25% COTTON, 25% LINEN, 25%  
POLYESTER, 25% VISCOSE  
Repeat : H- 1.4 cm x W- 2 cm  
GSM : 370  
Martindale : 90000 rubs  
Wash Care : HAND WASH AT 30°C,  
IRONING- 2 DOTS,  
DRY- HANG DRY,  
DON'T TUMBLE DRY,  
DON'T BLEACH



This fabric is also available in  
Essentials Six collection in 62 shades

### Colour Way



◀◀ Back to Photo 1

2

◀◀ Back to Layer





## CURA STASHIO 108532

### Specification

Design : CURA  
 Shade : STASHIO  
 Width : 141 cm  
 Composition : 100% COTTON  
 Repeat : H- Stripe x W- 17.8 cm  
 GSM : 260  
 Martindale : 21000 rubs  
 Wash Care : M/C WASH AT 40°C,  
 IRONING- 2 DOTS ,  
 DRY- HANG DRY,  
 DON'T TUMBLE DRY,  
 DON'T BLEACH



### Colour Way



◀◀ Back to Layer





## RIESLE TUSCAN BLUE 109020

### Specification

Design : RIESLE  
 Shade : TUSCAN BLUE  
 Width : 140 cm  
 Composition : 90% COTTON, 10% POLYESTER  
 Repeat : H- Stripe x W- 35 cm  
 GSM : 232  
 Martindale : 13000 rubs  
 Wash Care : DON'T BLEACH,  
 DON'T TUMBLE,  
 HANG DRY,  
 IRON UPTO 2 DOTS



### Colour Way



◀◀ Back to Photo

◀◀ Back to Layer





## PALLIO DEEP LAGOON 102154


### Specification

Design : PALLIO  
Shade : DEEP LAGOON  
Width : 139 cm  
Composition : 25% COTTON, 25% LINEN,  
25% POLYESTER, 25% VISCOSE  
Repeat : H- 1.4 cm x W- 2 cm  
GSM : 370  
Martindale : 90000 rubs  
Wash Care : HAND WASH AT 30°C,  
IRONING- 2 DOTS,  
DRY- HANG DRY,  
DON'T TUMBLE DRY,  
DON'T BLEACH



This fabric is also available in  
Essentials Six collection in 62 shades

### Colour Way



◀◀ Back to Layer





## RIESLE LAGOON 109003

### Specification

Design : RIESLE  
 Shade : LAGOON  
 Width : 140 cm  
 Composition : 90% COTTON, 10% POLYESTER  
 Repeat : H- Stripe x W- 35 cm  
 GSM : 232  
 Martindale : 13000 rubs  
 Wash Care : DON'T BLEACH,  
 DON'T TUMBLE,  
 HANG DRY,  
 IRON UPTO 2 DOTS



### Colour Way



◀◀ Back to Layer





## REGIMENTAL STRIPE LAKE 103543

### Specification

Design : REGIMENTAL STRIPE  
 Shade : LAKE  
 Width : 140 cm  
 Composition : 95% COTTON, 5% POLYESTER  
 Repeat : H- Stripe x W- 17.5 cm  
 GSM : 510  
 Martindale : 25000 rubs  
 Wash Care : DON'T WASH,  
 DON'T TUMBLE DRY,  
 DON'T BLEACH,  
 IRON UPTO 1 DOT



### Colour Way



◀◀ Back to Layer



QUALITY ASSURANCE BY



Design : BANDE

TEST NAME	VALUE
Martindale	Result
No. of Rubs for the End Point	30000 rubs

Design : CURA

TEST NAME	VALUE
Martindale	Result
No. of Rubs for the End Point	21000 rubs

Design : MADISON

TEST NAME	VALUE
Martindale	Result
No. of Rubs for the End Point	12000 rubs

Design : NAVIO

TEST NAME	VALUE
Martindale	Result
No. of Rubs for the End Point	20000 rubs



QUALITY ASSURANCE BY



Design : NIWA

TEST NAME	VALUE
Martindale	Result
No. of Rubs for the End Point	18000 rubs

Design : PALLIO

TEST NAME	VALUE
Martindale	Result
No. of Rubs for the End Point	80000 rubs

Design : REGIMENTAL STRIPE

TEST NAME	VALUE
Martindale	Result
No. of Rubs for the End Point	25000 rubs

Design : RIESLE

TEST NAME	VALUE
Martindale	Result
No. of Rubs for the End Point	13000 rubs

Design : TYRELL

TEST NAME	VALUE
Martindale	Result
No. of Rubs for the End Point	12000 rubs





**PURE™**  
FINE FABRIC · FINE LIVING

**ap rroyale**  
furnishing by ap asianpaints

## Fabric Treatment Available on Request

- FLAME RETARDANT
- ANTIVIRAL
- EASY CLEAN

