



PURE™
FINE FABRIC · FINE LIVING

ap røyale
furnishing by ap asianpaints

WALTON

ap asianpaints

GUIDE TO USING THIS E-CATALOGUE

This Ecatalogue has built in links which when clicked will take to you relevant sections for easy accessibility.

WALTON

TERESA | SANDSHELL | fabdes | 102503 |

VOGUE | LINEN | SHEER | 104108 |

CAPRI | SANDSHELL | fabdes | 102502 |

PALLIO | ECRU | TEXTURED PLAIN | 102102 |

ALTINO | SANDSHELL | fabdes | 102501 |

REGALE | WHITE ASPARAGUS | fabdes | 102905 |

LUCIDA | BEIGE | fabdes | 100401 |

GLINT | VANILLA | fabdes | 102305 |

PALAZZA | SANDSHELL | fabdes | 102504 |

MONTREAL | BEIGE | fabdes | 100402 |

7 *Click on fabric to view details* << INDEX

Click on these sections to take you to its Fabric Swatch page for a detailed view.

TERESA SANDSHELL 102503

Specification

Design : TERESA
Shade : SANDSHELL
Width : 138 cm
Composition : 35% VISCOSE, 33% POLYESTER, 32% COTTON
Repeat : H-31 cm x W-23.2 cm
GSM : 312
Martindale : 18000
Wash Care : MACHINE WASH AT 30°C, IRON UPTO 2 DOTS, DON'T BLEACH, DON'T TUMBLE DRY, HANG DRY

Colour Way

<< Back to Layer

16

Click on the button below to go back to its layers page



This Ecatalogue is best viewed at maximum brightness.

If you are viewing this on Android Phone please download the following App to experience the interactivity in this e-catalogue:

Adobe Acrobat Reader: PDF Viewer, Editor & Creator

GUIDE TO USING THIS E-CATALOGUE

Photo section pages also have built in links.



Click on fabrics seen in the Photo to take you to its Fabric Swatch page for a detailed view.

LUCIDA SEPIA 100441

Specification	Colour Way
Design : LUCIDA	
Shade : SEPIA	
Width : 140 cm	
Composition : 67% POLYESTER, 33% COTTON	
Repeat : H-38 cm x W-34.7 cm	
GSM : 252	
Martindale : 18500	
Wash Care : MACHINE WASH AT 30°C, IRON UPTO 2 DOTS, DON'T BLEACH, DON'T TUMBLE DRY	

34

[«« Back to Photo](#) [«« Back to Layer](#)

Click on the button to go back to image

DISCLAIMER

Viewers of this e-catalogue are requested to refer to our **physical catalogs available at select stores** for more accurate representation of the end fabric, since there may be colour variation **due to different capabilities** of various display devices. We try to edit our images to show the samples as life-like as possible, but please note that the actual color of the physical fabric may vary from **what is seen** on your device.

The background of the entire page is a repeating pattern of stylized fern leaves in shades of brown and gold on a light beige background. A solid brown rectangular box is positioned in the upper center, containing the word 'WALTON' in white, bold, sans-serif capital letters.

WALTON

Walton is a collection filled with designs inspired by our surroundings- leaves from near nature, trellis designs, textures and modern damasks. The combination of stria fabric and cloudy misty printed textures on jacquard, give it a very dreamy look. Both matte and satin lay in harmony setting a space with a familiar touch, one that is comforting and warm. Available in muted tones- sand, tortilla, coffee, espresso, graphite and hickory it is suitable for drapes, cushions and upholstery and sits easily in any setting.

TABLE OF CONTENTS




Layers

Pg 7



Fabric Swatches

Pg 14





Technical Report

Pg 64



WALTON




TERESA | SANDSHELL |
BOTANICAL | 102503 |   




VOGUE | LINEN |
SHEER | 104108 |  




CAPRI | SANDSHELL |
LATTICE | 102502 |   




PALLIO | ECRU | CHEVRON |
102102 |   




ALTINO | SANDSHELL |
BOTANICAL | 102501 |   

REGALE | WHITE ASPARAGUS |
TEXTURE | 102905 |   

LUCIDA | BEIGE |
FLORAL | 100401 |   

GLINT | VANILLA |
TEXTURE | 102305 |   




PALAZZA | SANDSHELL |
DAMASK | 102504 |   




MONTREAL | BEIGE | ABSTRACT
STRIBE | 100402 |   






WALTON




VOGUE | RUST |
SHEER | 104128 |  




TERESA | APPLE CINNAMON |
BOTANICAL | 102531 |   




MONTREAL | SEPIA | ABSTRACT
STRIPE | 100442 |   




CAPRI | APPLE CINNAMON |
LATTICE | 102530 |   




GLINT | CARAFE |
TEXTURE | 102346 |  

ALTINO | APPLE CINNAMON |
BOTANICAL | 102529 |   




PALLIO | DECEMBER SKY |
CHEVRON | 102159 |   



PALAZZA | APPLE CINNAMON |
DAMASK | 102532 |   

REGALE | MAHOGANY |
TEXTURE | 102922 |   

LUCIDA | SEPIA |
FLORAL | 100441 |   




WALTON




TERESA | CROISSANT |
BOTANICAL | 102519 |   




VOGUE | PETAL |
SHEER | 104127 |  

ALTINO | CROISSANT |
BOTANICAL | 102517 |   

GLINT | ASH ROSE |
TEXTURE | 102359 |  




CAPRI | CROISSANT |
LATTICE | 102518 |   

MONTREAL | NUDE | ABSTRACT
STRIPE | 100407 |   

PALAZZA | CROISSANT |
DAMASK | 102520 |   



PALLIO | ROASTED CASHEW |
CHEVRON | 102117 |   




LUCIDA | NUDE |
FLORAL | 100406 |   



REGALE | WILLOW |
TEXTURE | 102928 |   






WALTON




VOGUE | VAPOR |
SHEER | 104116 |  




TERESA | NIMBUS CLOUD |
BOTANICAL | 102507 |   




GLINT | DARK BEIGE |
TEXTURE | 102311 |  




ALTINO | NIMBUS CLOUD |
BOTANICAL | 102505 |   

PALLIO | LUNAR ROCK | CHEVRON |
102156 |   

CAPRI | NIMBUS CLOUD |
LATTICE | 102506 |   

REGALE | SLEET |
TEXTURE | 102953 |   



PALAZZA | NIMBUS CLOUD |
DAMASK | 102508 |   



MONTREAL | CHARCOAL | ABSTRACT STRIPE | 100452 |   




Click on fabric to view details

◀ INDEX




WALTON




ALTINO | CHAMOMILE |
BOTANICAL | 102533 |   




VOGUE | PEARL |
SHEER | 104105 |  

TERESA | CHAMOMILE |
BOTANICAL | 102535 |   




GLINT | WHITE ASPARAGUS |
TEXTURE | 102306 |  




CAPRI | CHAMOMILE |
LATTICE | 102534 |   

REGALE | COBBLESTONE |
TEXTURE | 102929 |   

PALAZZA | CHAMOMILE |
DAMASK | 102536 |   

PALLIO | SUGAR | CHEVRON |
102104 |   

STARLIGHT | SEPIA |
DAMASK | 100444 |   

LUCIDA | CHARCOAL |
FLORAL | 100451 |   

HUDSON | SEPIA | LEAF STRIPE | 100445 |   



VOGUE LINEN 104108


Specification

Design : VOGUE
Shade : LINEN
Width : 277 cm
Composition : 79% POLYESTER, 13% COTTON,
8% LINEN
Repeat : H-N/A x W-N/A
GSM : 84
Martindale : N/A
Wash Care : IRON 2 DOTS,
DON'T BLEACH,
DON'T TUMBLE,
HANG DRY



This fabric is also available in
Moscow collection in 18 shades

Colour Way



◀◀ INDEX

◀◀ Back to Layer




TERESA SANDSHELL 102503

Specification

Design : TERESA
Shade : SANDSHELL
Width : 138 cm
Composition : 35% VISCOSE, 33% POLYESTER,
32% COTTON
Repeat : H-31 cm x W-23.2 cm
GSM : 312
Martindale : 18000 rubs
Wash Care : MACHINE WASH AT 30°C,
IRON UPTO 2 DOTS,
DON'T BLEACH,
DON'T TUMBLE DRY,
HANG DRY



Colour Way



◀◀ Back to Layer



PALLIO ECRU 102102

Specification

Design : PALLIO
Shade : ECRU
Width : 140 cm
Composition : 25% COTTON, 25% LINEN,
25% VISCOSE, 25% POLYESTER
Repeat : H-1.4 cm x W-2 cm
GSM : 370
Martindale : 90000 rubs
Wash Care : HAND WASH AT 30°C,
IRON UPTO 2 DOTS,
DON'T BLEACH,
DON'T TUMBLE DRY,
HANG DRY



This fabric is also available in
Essentials Six collection in 62 shades

Colour Way



◀◀ Back to Photo

◀◀ Back to Layer




CAPRI SANDSHELL 102502

Specification

Design : CAPRI
Shade : SANDSHELL
Width : 138 cm
Composition : 35% VISCOSE, 33% POLYESTER,
32% COTTON
Repeat : H-13.5 cm x W-11.6 cm
GSM : 312
Martindale : 25000 rubs
Wash Care : MACHINE WASH AT 30°C,
IRON UPTO 2 DOTS,
DON'T BLEACH,
DON'T TUMBLE DRY,
HANG DRY



Colour Way



◀◀ Back to Layer



REGALE WHITE ASPARAGUS 102905

Specification

Design : REGALE
Shade : WHITE ASPARAGUS
Width : 140 cm
Composition : 64% POLYESTER, 12% COTTON,
12% LINEN, 12% VISCOSE
Repeat : H-N/A x W-N/A
GSM : 437
Martindale : 50000 rubs
Wash Care : HAND WASH AT 30°C,
DON'T BLEACH,
DON'T TUMBLE,
HANG DRY,
IRON UPTO 2 DOTS



Colour Way



◀◀ Back to Layer




ALTINO SANDSHELL 102501

Specification

Design : ALTINO
Shade : SANDSHELL
Width : 138 cm
Composition : 35% VISCOSE, 33% POLYESTER,
32% COTTON
Repeat : H-37.3 cm x W-15.3 cm
GSM : 312
Martindale : 25000 rubs
Wash Care : MACHINE WASH AT 30°C,
IRON UPTO 2 DOTS,
DON'T BLEACH,
DON'T TUMBLE DRY,
HANG DRY



Colour Way





GLINT VANILLA 102305



Specification

Design : GLINT
Shade : VANILLA
Width : 140 cm
Composition : 65% POLYESTER, 35% COTTON
Repeat : H-14.4 cm x W-23.4 cm
GSM : 265
Martindale : 1000 rubs
Wash Care : MACHINE WASH AT 30°C,
IRON UPTO 2 DOTS,
DON'T BLEACH,
DON'T TUMBLE DRY,
HANG DRY



This fabric is also available in
Essentials Eight collection in 98 shades

Colour Way





LUCIDA BEIGE 100401

Specification

Design : LUCIDA
Shade : BEIGE
Width : 140 cm
Composition : 67% POLYESTER, 33% COTTON
Repeat : H-38 cm x W-34.7 cm
GSM : 252
Martindale : 18500 rubs
Wash Care : MACHINE WASH AT 30°C,
IRON UPTO 2 DOTS,
DON'T BLEACH,
DON'T TUMBLE DRY



Colour Way



◀◀ Back to Photo

◀◀ Back to Layer




MONTREAL BEIGE 100402

Specification

Design : MONTREAL
Shade : BEIGE
Width : 140 cm
Composition : 67% POLYESTER, 33% COTTON
Repeat : H-16.3 cm x W-17.5 cm
GSM : 252
Martindale : 18000 rubs
Wash Care : WASH AT 30°C,
DON'T BLEACH,
DON'T TUMBLE,
IRON UPTO 2 DOTS



Colour Way






PALAZZA SANDSHELL 102504

Specification

Design : PALAZZA
Shade : SANDSHELL
Width : 138 cm
Composition : 35% VISCOSE, 33% POLYESTER,
32% COTTON
Repeat : H-46.2 cm x W-23.2 cm
GSM : 312
Martindale : 25000 rubs
Wash Care : MACHINE WASH AT 30°C,
IRON UPTO 2 DOTS,
DON'T BLEACH,
DON'T TUMBLE DRY,
HANG DRY



Colour Way



◀◀ Back to Layer



VOGUE RUST 104128


Specification

Design : VOGUE
Shade : RUST
Width : 277 cm
Composition : 79% POLYESTER, 13% COTTON,
8% LINEN
Repeat : H-N/A x W-N/A
GSM : 84
Martindale : N/A
Wash Care : IRON 2 DOTS,
DON'T BLEACH,
DON'T TUMBLE,
HANG DRY



This fabric is also available in
Moscow collection in 18 shades

Colour Way



◀◀ Back to Layer




TERESA APPLE CINNAMON 102531

Specification

Design : TERESA
Shade : APPLE CINNAMON
Width : 138 cm
Composition : 35% VISCOSE, 33% POLYESTER,
32% COTTON
Repeat : H-31 cm x W-23.2 cm
GSM : 312
Martindale : 18000 rubs
Wash Care : MACHINE WASH AT 30°C,
IRON UPTO 2 DOTS,
DON'T BLEACH,
DON'T TUMBLE DRY,
HANG DRY



Colour Way



◀◀ Back to Photo

◀◀ Back to Layer




MONTREAL SEPIA 100442

Specification

Design : MONTREAL
Shade : SEPIA
Width : 140 cm
Composition : 67% POLYESTER, 33% COTTON
Repeat : H-16.3 cm x W-17.5 cm
GSM : 252
Martindale : 18000 rubs
Wash Care : WASH AT 30°C,
DON'T BLEACH,
DON'T TUMBLE,
IRON UPTO 2 DOTS



Colour Way



◀◀ Back to Photo

◀◀ Back to Layer



CAPRI APPLE CINNAMON 102530

Specification

Design : CAPRI
Shade : APPLE CINNAMON
Width : 138 cm
Composition : 35% VISCOSE, 33% POLYESTER,
32% COTTON
Repeat : H-13.5 cm x W-11.6 cm
GSM : 312
Martindale : 25000 rubs
Wash Care : MACHINE WASH AT 30°C,
IRON UPTO 2 DOTS,
DON'T BLEACH,
DON'T TUMBLE DRY,
HANG DRY



Colour Way



◀◀ Back to Photo

◀◀ Back to Layer



GLINT CARAFE 102346

Specification

Design : GLINT
Shade : CARAFE
Width : 140 cm
Composition : 65% POLYESTER, 35% COTTON
Repeat : H-14.4 cm x W-23.4 cm
GSM : 265
Martindale : 1000 rubs
Wash Care : MACHINE WASH AT 30°C,
IRON UPTO 2 DOTS,
DON'T BLEACH,
DON'T TUMBLE DRY,
HANG DRY



This fabric is also available in
Essentials Eight collection in 98 shades

Colour Way



◀◀ Back to Layer



ALTINO APPLE CINNAMON 102529

Specification


Design : ALTINO
Shade : APPLE CINNAMON
Width : 138 cm
Composition : 35% VISCOSE, 33% POLYESTER,
32% COTTON
Repeat : H-37.3 cm x W-15.3 cm
GSM : 312
Martindale : 25000 rubs
Wash Care : MACHINE WASH AT 30°C,
IRON UPTO 2 DOTS,
DON'T BLEACH,
DON'T TUMBLE DRY,
HANG DRY



Colour Way



◀◀ Back to Layer



PALLIO DECEMBER SKY 102159


Specification

Design : PALLIO
Shade : DECEMBER SKY
Width : 140 cm
Composition : 25% COTTON, 25% LINEN,
25% VISCOSE, 25% POLYESTER
Repeat : H-1.4 cm x W-2 cm
GSM : 370
Martindale : 90000 rubs
Wash Care : MACHINE WASH AT 30°C,
IRON UPTO 2 DOTS,
DON'T BLEACH,
DON'T TUMBLE DRY,
HANG DRY



This fabric is also available in
Moscow collection in 18 shades

Colour Way



◀◀ Back to Photo

◀◀ Back to Layer



PALAZZA APPLE CINNAMON 102532

Specification

Design : PALAZZA
Shade : APPLE CINNAMON
Width : 138 cm
Composition : 35% VISCOSE, 33% POLYESTER,
32% COTTON
Repeat : H-46.2 cm x W-23.2 cm
GSM : 312
Martindale : 25000 rubs
Wash Care : MACHINE WASH AT 30°C,
IRON UPTO 2 DOTS,
DON'T BLEACH,
DON'T TUMBLE DRY,
HANG DRY



Colour Way



◀◀ Back to Layer



REGALE MAHOGANY 102922

Specification

Design : REGALE
Shade : MAHOGANY
Width : 140 cm
Composition : 64% POLYESTER, 12% COTTON,
12% LINEN, 12% VISCOSE
Repeat : H-N/A x W-N/A
GSM : 437
Martindale : 50000 rubs
Wash Care : HAND WASH AT 30°C,
DON'T BLEACH,
DON'T TUMBLE,
HANG DRY,
IRON UPTO 2 DOTS



Colour Way



◀◀ Back to Layer



LUCIDA SEPIA 100441

Specification

Design : LUCIDA
Shade : SEPIA
Width : 140 cm
Composition : 67% POLYESTER, 33% COTTON
Repeat : H-38 cm x W-34.7 cm
GSM : 252
Martindale : 18500 rubs
Wash Care : MACHINE WASH AT 30°C,
IRON UPTO 2 DOTS,
DON'T BLEACH,
DON'T TUMBLE DRY




Colour Way



◀◀ Back to Photo

◀◀ Back to Layer



VOGUE PETAL 104127


Specification

Design : VOGUE
Shade : PETAL
Width : 277 cm
Composition : 79% POLYESTER, 13% COTTON,
8% LINEN
Repeat : H-N/A x W-N/A
GSM : 84
Martindale : N/A
Wash Care : IRON 2 DOTS,
DON'T BLEACH,
DON'T TUMBLE,
HANG DRY



This fabric is also available in
Moscow collection in 18 shades

Colour Way



◀◀ Back to Layer



TERESA CROISSANT 102519

Specification


Design : TERESA
Shade : CROISSANT
Width : 138 cm
Composition : 35% VISCOSE, 33% POLYESTER,
32% COTTON
Repeat : H-31 cm x W-23.2 cm
GSM : 312
Martindale : 18000 rubs
Wash Care : MACHINE WASH AT 30°C,
IRON UPTO 2 DOTS,
DON'T BLEACH,
DON'T TUMBLE DRY,
HANG DRY



Colour Way



◀◀ Back to Layer



GLINT ASH ROSE 102359

Specification

Design : GLINT
Shade : ASH ROSE
Width : 140 cm
Composition : 65% POLYESTER, 35% COTTON
Repeat : H-14.4 cm x W-23.4 cm
GSM : 265
Martindale : 1000 rubs
Wash Care : MACHINE WASH AT 30°C,
IRON UPTO 2 DOTS,
DON'T BLEACH,
DON'T TUMBLE DRY,
HANG DRY



This fabric is also available in
Essentials Eight collection in 98 shades

Colour Way



◀◀ Back to Photo

◀◀ Back to Layer




ALTINO CROISSANT 102517

Specification

Design : ALTINO
Shade : CROISSANT
Width : 138 cm
Composition : 35% VISCOSE, 33% POLYESTER,
32% COTTON
Repeat : H-37.3 cm x W-15.3 cm
GSM : 312
Martindale : 25000 rubs
Wash Care : MACHINE WASH AT 30°C,
IRON UPTO 2 DOTS,
DON'T BLEACH,
DON'T TUMBLE DRY,
HANG DRY



Colour Way



◀◀ Back to Layer




MONTREAL NUDE 100407

Specification

Design : MONTREAL
Shade : NUDE
Width : 140 cm
Composition : 67% POLYESTER, 33% COTTON
Repeat : H-16.3 cm x W-17.5 cm
GSM : 252
Martindale : 18000 rubs
Wash Care : WASH AT 30°C,
DON'T BLEACH,
DON'T TUMBLE,
IRON UPTO 2 DOTS



Colour Way



◀◀ Back to Layer



CAPRI CROISSANT 102518

Specification

Design : CAPRI
Shade : CROISSANT
Width : 138 cm
Composition : 35% VISCOSE, 33% POLYESTER,
32% COTTON
Repeat : H-13.5 cm x W-11.6 cm
GSM : 312
Martindale : 25000 rubs
Wash Care : MACHINE WASH AT 30°C,
IRON UPTO 2 DOTS,
DON'T BLEACH,
DON'T TUMBLE DRY,
HANG DRY



Colour Way





PALLIO ROASTED CASHEW 102117



Specification

Design : PALLIO
Shade : ROASTED CASHEW
Width : 140 cm
Composition : 25% COTTON, 25% LINEN,
25% VISCOSE, 25% POLYESTER
Repeat : H-1.4 cm x W-2 cm
GSM : 370
Martindale : 90000 rubs
Wash Care : HAND WASH AT 30°C,
IRON UPTO 2 DOTS,
DON'T BLEACH,
DON'T TUMBLE DRY,
HANG DRY



This fabric is also available in
Moscow collection in 18 shades

Colour Way



◀◀ Back to Layer




PALAZZA CROISSANT 102520

Specification

Design : PALAZZA
Shade : CROISSANT
Width : 138 cm
Composition : 35% VISCOSE, 33% POLYESTER,
32% COTTON
Repeat : H-46.2 cm x W-23.2 cm
GSM : 312
Martindale : 25000 rubs
Wash Care : MACHINE WASH AT 30°C,
IRON UPTO 2 DOTS,
DON'T BLEACH,
DON'T TUMBLE DRY,
HANG DRY



Colour Way



◀◀ Back to Layer



REGALE WILLOW 102928

Specification

Design : REGALE
Shade : WILLOW
Width : 140 cm
Composition : 64% POLYESTER, 12% COTTON,
12% LINEN, 12% VISCOSE
Repeat : H-N/A x W-N/A
GSM : 437
Martindale : 50000 rubs
Wash Care : HAND WASH AT 30°C,
DON'T BLEACH,
DON'T TUMBLE,
HANG DRY,
IRON UPTO 2 DOTS



Colour Way



◀◀ Back to Layer



LUCIDA NUDE 100406

Specification

Design : LUCIDA
Shade : NUDE
Width : 140 cm
Composition : 67% POLYESTER, 33% COTTON
Repeat : H-38 cm x W-34.7 cm
GSM : 252
Martindale : 18500 rubs
Wash Care : MACHINE WASH AT 30°C,
IRON UPTO 2 DOTS,
DON'T BLEACH,
DON'T TUMBLE DRY



Colour Way





VOGUE VAPOR 104116

Specification

Design : VOGUE
Shade : VAPOR
Width : 277 cm
Composition : 79% POLYESTER, 13% COTTON,
8% LINEN
Repeat : H-N/A x W-N/A
GSM : 84
Martindale : N/A
Wash Care : IRON 2 DOTS,
DON'T BLEACH,
DON'T TUMBLE,
HANG DRY



This fabric is also available in
Moscow collection in 18 shades

Colour Way





TERESA NIMBUS CLOUD 102507

Specification


Design : TERESA
Shade : NIMBUS CLOUD
Width : 138 cm
Composition : 35% VISCOSE, 33% POLYESTER,
32% COTTON
Repeat : H-31 cm x W-23.2 cm
GSM : 312
Martindale : 18000 rubs
Wash Care : MACHINE WASH AT 30°C,
IRON UPTO 2 DOTS,
DON'T BLEACH,
DON'T TUMBLE DRY,
HANG DRY



Colour Way



◀◀ Back to Layer



GLINT DARK BEIGE 102311

Specification

Design : GLINT
Shade : DARK BEIGE
Width : 140 cm
Composition : 65% POLYESTER, 35% COTTON
Repeat : H-14.4 cm x W-23.4 cm
GSM : 265
Martindale : 1000 rubs
Wash Care : MACHINE WASH AT 30°C,
IRON UPTO 2 DOTS,
DON'T BLEACH,
DON'T TUMBLE DRY,
HANG DRY



This fabric is also available in
Essentials Eight collection in 98 shades

Colour Way



◀◀ Back to Layer



ALTINO NIMBUS CLOUD 102505

Specification

Design : ALTINO
Shade : NIMBUS CLOUD
Width : 138 cm
Composition : 35% VISCOSE, 33% POLYESTER,
32% COTTON
Repeat : H-37.3 cm x W-15.3 cm
GSM : 312
Martindale : 25000 rubs
Wash Care : MACHINE WASH AT 30°C,
IRON UPTO 2 DOTS,
DON'T BLEACH,
DON'T TUMBLE DRY,
HANG DRY




Colour Way



◀◀ Back to Photo

◀◀ Back to Layer



PALLIO LUNAR ROCK 102156


Specification

Design : PALLIO
Shade : LUNAR ROCK
Width : 140 cm
Composition : 25% COTTON, 25% LINEN,
25% VISCOSE, 25% POLYESTER
Repeat : H-1.4 cm x W-2 cm
GSM : 370
Martindale : 90000 rubs
Wash Care : HAND WASH AT 30°C,
DON'T BLEACH,
DON'T TUMBLE,
HANG DRY,
IRON UPTO 2 DOTS




This fabric is also available in
Moscow collection in 18 shades

Colour Way



◀◀ Back to Photo

◀◀ Back to Layer





CAPRI NIMBUS CLOUD 102506


Specification

Design : CAPRI
Shade : NIMBUS CLOUD
Width : 138 cm
Composition : 35% VISCOSE, 33% POLYESTER,
32% COTTON
Repeat : H-13.5 cm x W-11.6 cm
GSM : 312
Martindale : 25000 rubs
Wash Care : MACHINE WASH AT 30°C,
IRON UPTO 2 DOTS,
DON'T BLEACH,
DON'T TUMBLE DRY,
HANG DRY



Colour Way





REGALE SLEET 102953

Specification


Design : REGALE
Shade : SLEET
Width : 140 cm
Composition : 64% POLYESTER, 12% COTTON,
12% LINEN, 12% VISCOSE
Repeat : H-N/A x W-N/A
GSM : 437
Martindale : 50000 rubs
Wash Care : HAND WASH AT 30°C,
DON'T BLEACH,
DON'T TUMBLE,
HANG DRY,
IRON UPTO 2 DOTS



Colour Way



◀◀ Back to Layer




PALAZZA NIMBUS CLOUD 102508

Specification

Design : PALAZZA
Shade : NIMBUS CLOUD
Width : 138 cm
Composition : 35% VISCOSE, 33% POLYESTER,
32% COTTON
Repeat : H-46.2 cm x W-23.2 cm
GSM : 312
Martindale : 25000 rubs
Wash Care : MACHINE WASH AT 30°C,
IRON UPTO 2 DOTS,
DON'T BLEACH,
DON'T TUMBLE DRY,
HANG DRY



Colour Way



◀◀ Back to Photo

◀◀ Back to Layer





MONTREAL CHARCOAL 100452

Specification

Design : MONTREAL
Shade : CHARCOAL
Width : 140 cm
Composition : 67% POLYESTER, 33% COTTON
Repeat : H-16.3 cm x W-17.5 cm
GSM : 252
Martindale : 18000 rubs
Wash Care : WASH AT 30°C,
DON'T BLEACH,
DON'T TUMBLE,
IRON UPTO 2 DOTS



Colour Way



◀◀ Back to Layer



LUCIDA CHARCOAL 100451

Specification

Design : LUCIDA
Shade : CHARCOAL
Width : 140 cm
Composition : 67% POLYESTER, 33% COTTON
Repeat : H-38.00 cm x W-34.70 cm
GSM : 252
Martindale : 18500 rubs
Wash Care : WASH AT 30°C,
DON'T BLEACH,
DON'T TUMBLE,
IRON UPTO 2 DOTS



Colour Way



◀◀ Back to Photo

◀◀ Back to Layer



VOGUE PEARL 104105


Specification

Design : VOGUE
Shade : PEARL
Width : 277 cm
Composition : 79% POLYESTER, 13% COTTON,
8% LINEN
Repeat : H-N/A x W-N/A
GSM : 84
Martindale : N/A
Wash Care : IRON 2 DOTS,
DON'T BLEACH,
DON'T TUMBLE,
HANG DRY



This fabric is also available in
Moscow collection in 18 shades

Colour Way



◀ Back to Photo

◀ Back to Layer




ALTINO CHAMOMILE 102533

Specification

Design : ALTINO
Shade : CHAMOMILE
Width : 138 cm
Composition : 35% VISCOSE, 33% POLYESTER,
32% COTTON
Repeat : H-37.3 cm x W-15.3 cm
GSM : 312
Martindale : 25000 rubs
Wash Care : MACHINE WASH AT 30°C,
IRON UPTO 2 DOTS,
DON'T BLEACH,
DON'T TUMBLE DRY,
HANG DRY




Colour Way



◀◀ Back to Photo

◀◀ Back to Layer



GLINT WHITE ASPARAGUS 102306

Specification

Design : GLINT
Shade : WHITE ASPARAGUS
Width : 140 cm
Composition : 65% POLYESTER, 35% COTTON
Repeat : H-14.4 cm x W-23.4 cm
GSM : 265
Martindale : 1000 rubs
Wash Care : MACHINE WASH AT 30°C,
IRON UPTO 2 DOTS,
DON'T BLEACH,
DON'T TUMBLE DRY,
HANG DRY



This fabric is also available in
Essentials Eight collection in 98 shades

Colour Way



◀◀ Back to Photo

◀◀ Back to Layer




TERESA CHAMOMILE 102535

Specification

Design : TERESA
Shade : CHAMOMILE
Width : 138 cm
Composition : 35% VISCOSE, 33% POLYESTER,
32% COTTON
Repeat : H-31 cm x W-23.2 cm
GSM : 312
Martindale : 18000 rubs
Wash Care : MACHINE WASH AT 30°C,
IRON UPTO 2 DOTS,
DON'T BLEACH,
DON'T TUMBLE DRY,
HANG DRY



Colour Way



◀◀ Back to Layer



REGALE COBBLESTONE 102929

Specification

Design : REGALE
Shade : COBBLESTONE
Width : 140 cm
Composition : 64% POLYESTER, 12% COTTON,
12% LINEN, 12% VISCOSE
Repeat : H-N/A x W-N/A
GSM : 437
Martindale : 50000 rubs
Wash Care : HAND WASH AT 30°C,
DON'T BLEACH,
DON'T TUMBLE,
HANG DRY,
IRON UPTO 2 DOTS



Colour Way



◀◀ Back to Layer




CAPRI CHAMOMILE 102534

Specification


Design : CAPRI
Shade : CHAMOMILE
Width : 138 cm
Composition : 35% VISCOSE, 33% POLYESTER,
32% COTTON
Repeat : H-13.5 cm x W-11.6 cm
GSM : 312
Martindale : 25000 rubs
Wash Care : MACHINE WASH AT 30°C,
IRON UPTO 2 DOTS,
DON'T BLEACH,
DON'T TUMBLE DRY,
HANG DRY



Colour Way



◀◀ Back to Layer



PALLIO SUGAR 102104


Specification

Design : PALLIO
Shade : SUGAR
Width : 140 cm
Composition : 25% COTTON, 25% LINEN,
25% VISCOSE, 25% POLYESTER
Repeat : H-1.4 cm x W-2 cm
GSM : 370
Martindale : 90000 rubs
Wash Care : HAND WASH AT 30°C,
IRON UPTO 2 DOTS,
DON'T BLEACH,
DON'T TUMBLE DRY,
HANG DRY



This fabric is also available in
Moscow collection in 18 shades

Colour Way



◀◀ Back to Layer




PALAZZA CHAMOMILE 102536

Specification

Design : PALAZZA
Shade : CHAMOMILE
Width : 138 cm
Composition : 35% VISCOSE, 33% POLYESTER,
32% COTTON
Repeat : H-46.2 cm x W-23.2 cm
GSM : 312
Martindale : 25000 rubs
Wash Care : MACHINE WASH AT 30°C,
IRON UPTO 2 DOTS,
DON'T BLEACH,
DON'T TUMBLE DRY,
HANG DRY



Colour Way



◀◀ Back to Layer



GLINT CARAFE 102346

Specification

Design : GLINT
Shade : CARAFE
Width : 140 cm
Composition : 65% POLYESTER, 35% COTTON
Repeat : H-14.4 cm x W-23.4 cm
GSM : 265
Martindale : 1000 rubs
Wash Care : MACHINE WASH AT 30°C,
IRON UPTO 2 DOTS,
DON'T BLEACH,
DON'T TUMBLE DRY,
HANG DRY



This fabric is also available in
Essentials Eight collection in 98 shades

Colour Way



◀◀ Back to Photo

◀◀ Back to Layer




STARLIGHT SEPIA 100444

Specification

Design : STARLIGHT
Shade : SEPIA
Width : 140 cm
Composition : 67% POLYESTER, 33% COTTON
Repeat : H-41.0 cm x W-34.5 cm
GSM : 252
Martindale : 18500 rubs
Wash Care : MACHINE WASH AT 30°C,
IRON UPTO 2 DOTS,
DON'T BLEACH,
DON'T TUMBLE DRY,
HANG DRY



Colour Way



◀◀ Back to Photo

◀◀ Back to Layer



HUDSON SEPIA 100445

Specification

Design : HUDSON
Shade : SEPIA
Width : 140 cm
Composition : 67% POLYESTER, 33% COTTON
Repeat : H-22.0 cm x W-34.5 cm
GSM : 252
Martindale : 15800 rubs
Wash Care : MACHINE WASH AT 30°C,
IRON UPTO 2 DOTS,
DON'T BLEACH,
DON'T TUMBLE DRY,
HANG DRY



Colour Way



◀◀ Back to Layer

QUALITY ASSURANCE BY



Design : ALTINO

TEST NAME	VALUE
Martindale	Result
No. of Rubs for the End Point	25000 rubs

Design : CAPRI

TEST NAME	VALUE
Martindale	Result
No. of Rubs for the End Point	25000 rubs

Design : GLINT

TEST NAME	VALUE
Martindale	Result
No. of Rubs for the End Point	1000 rubs

Design : HUDSON

TEST NAME	VALUE
Martindale	Result
No. of Rubs for the End Point	15800 rubs

Design : LUCIDA

TEST NAME	VALUE
Martindale	Result
No. of Rubs for the End Point	18500 rubs

QUALITY ASSURANCE BY



Design : MONTREAL

TEST NAME	VALUE
Martindale	Result
No. of Rubs for the End Point	18000 rubs

Design : PALAZZA

TEST NAME	VALUE
Martindale	Result
No. of Rubs for the End Point	25000 rubs

Design : PALLIO

TEST NAME	VALUE
Martindale	Result
No. of Rubs for the End Point	90000 rubs

Design : REGALE

TEST NAME	VALUE
Martindale	Result
No. of Rubs for the End Point	50000 rubs

Design : STARLIGHT

TEST NAME	VALUE
Martindale	Result
No. of Rubs for the End Point	18500 rubs

QUALITY ASSURANCE BY



Design : TERESA

TEST NAME	VALUE
Martindale	Result
No. of Rubs for the End Point	18000 rubs



PURE™
FINE FABRIC · FINE LIVING

ap rroyale
furnishing by ap asianpaints

Fabric Treatment Available on Request

- FLAME RETARDANT
- ANTIVIRAL
- EASY CLEAN

